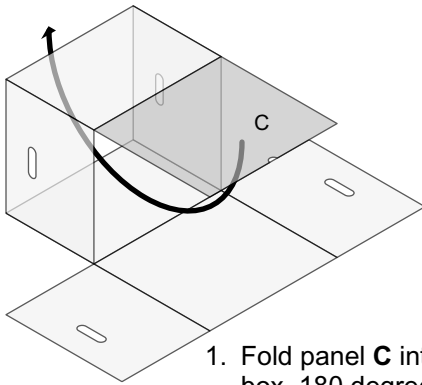
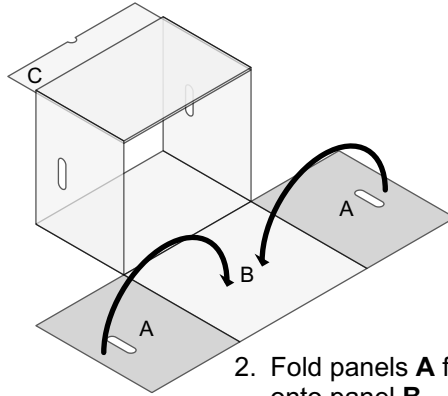


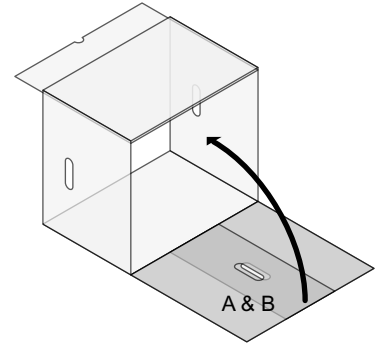
BOX



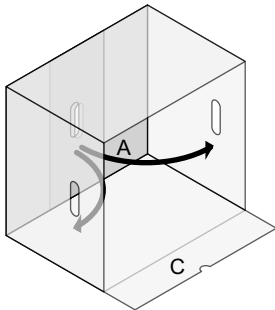
1. Fold panel **C** into the box, 180 degrees.



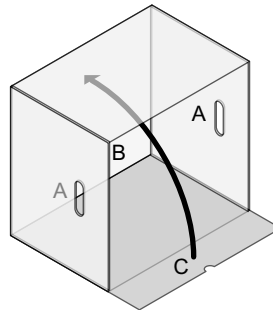
2. Fold panels **A** flat onto panel **B**.



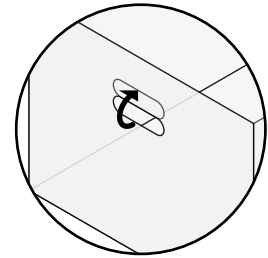
3. Lift panels **A & B** 90 degrees into box.



4. Flip the box over, and lift panels **A** to the sides of the box, so that the handle holes align on the box.

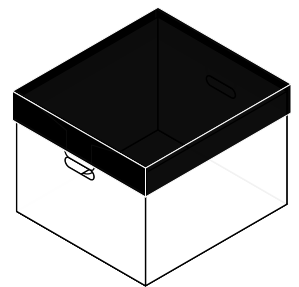
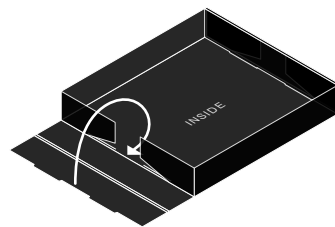



5. Push panel **C** into the bottom of the box, onto panel **B**.



Handle Hole Options:
 1. Push handle holes out and upward.
 2. Leave intact; carry box by bottom.

LID



IMPORTANT:
 With perforation side
 face up, pre-fold all
 creases into perforation
BEFORE forming lid.