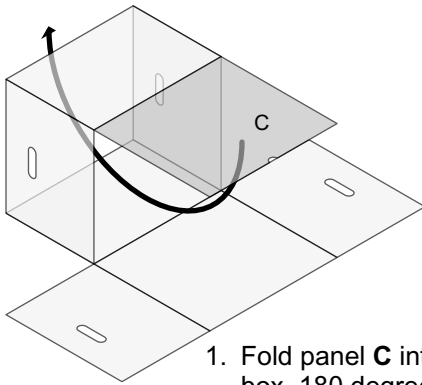
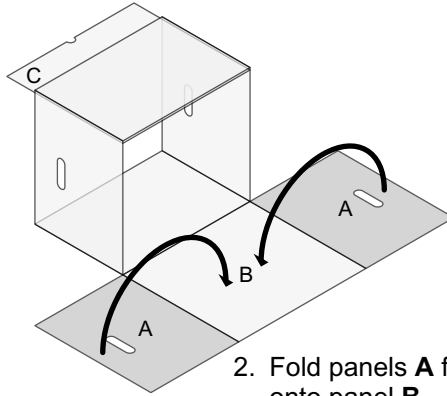


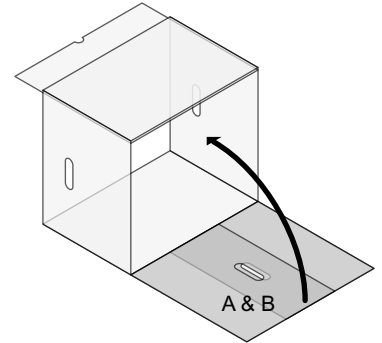
**BOX**



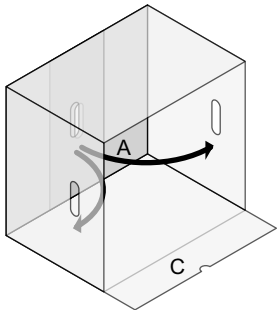
1. Fold panel **C** into the box, 180 degrees.



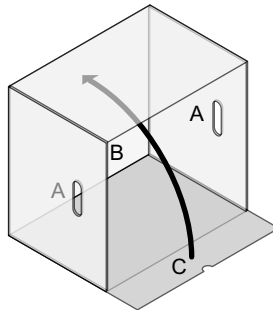
2. Fold panels **A** flat onto panel **B**.



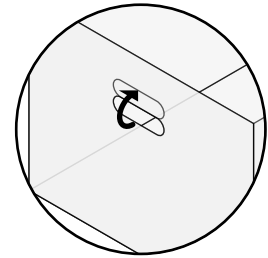
3. Lift panels **A & B** 90 degrees into box.



4. Flip the box over, and lift panels **A** to the sides of the box, so that the handle holes align on the box.

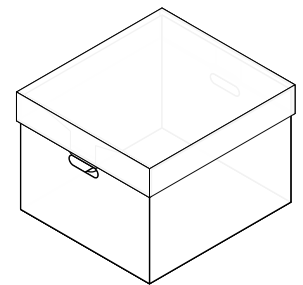
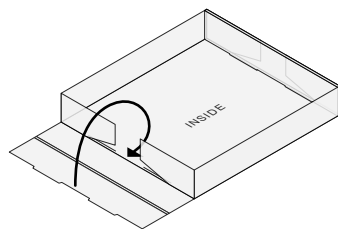
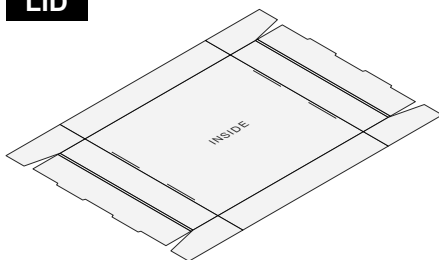


5. Push panel **C** into the bottom of the box, onto panel **B**.



Handle Hole Options:  
 1. Push handle holes out and upward.  
 2. Leave intact; carry box by bottom.

**LID**



**IMPORTANT:**  
 With perforation side  
 face up, pre-fold all  
 creases into perforation  
**BEFORE** forming lid.