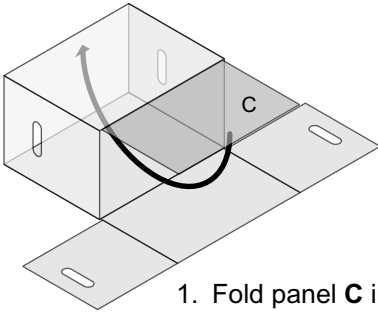
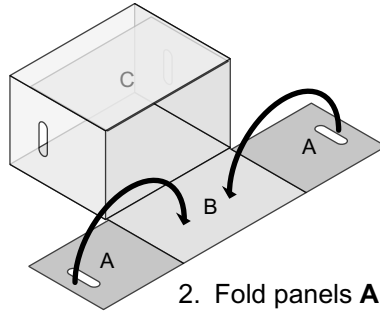


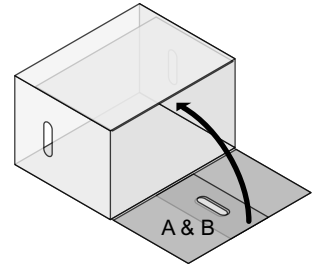
BOX



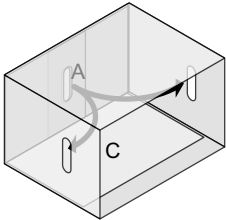
1. Fold panel **C** into the box, 180 degrees.



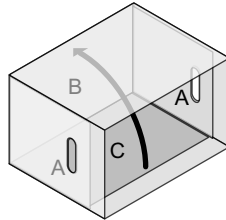
2. Fold panels **A** flat onto panel **B**.



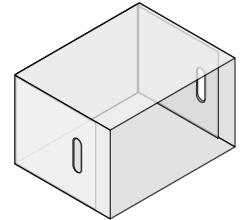
3. Lift panels **A & B** 90 degrees into box.



4. Flip the box over, and lift panels **A** to the sides of the box, so that the handle holes align on the box.



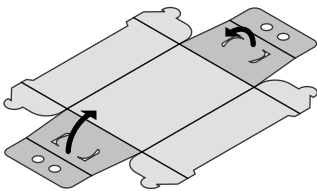
5. Push panel **C** into the bottom of the box, onto panel **B**.



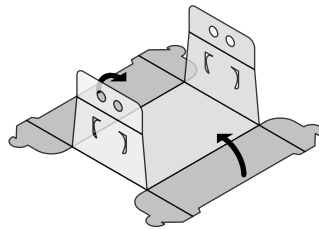
Complete Box

TRAY

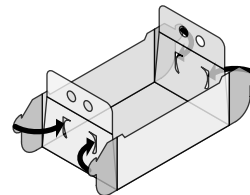
1. Lay flat, with **white side facing down**.



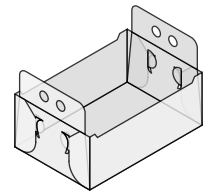
2. Lift hand hole sides up, 90 degrees.



3. Lift 2 adjacent sides up, 90 degrees.



4. Fold tabbed flaps around outside of handle hole panels, and insert tabs.



Complete Tray

LID

Pre-bend before assembly.

