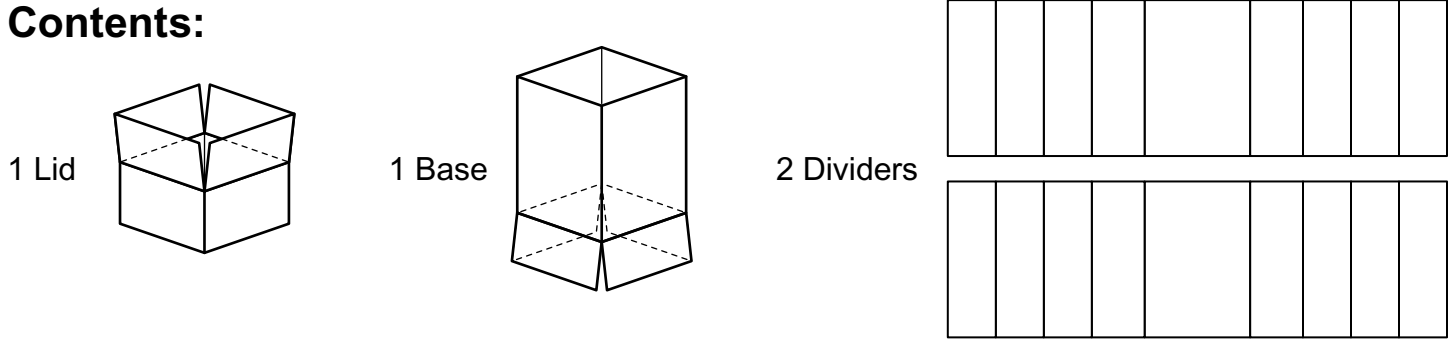


Congratulations on your purchase of a Rolled Poster Storage/Display box. This box is a perfect way to keep your posters safe, whether at home, at a store, or at a trade show.

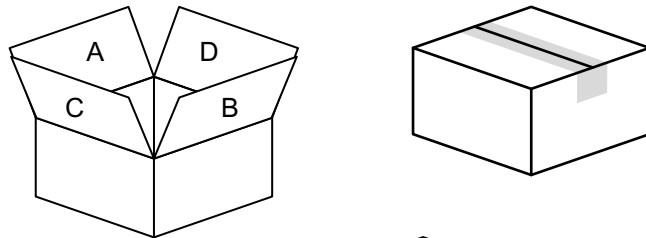
Contents:



Assembly Instructions

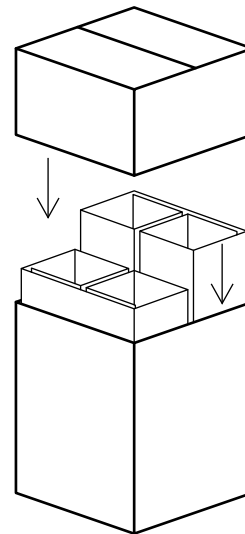
Lid:

- Fold over flaps A & B.
- Fold flaps C & D over A & B.
- Tape in place.



Base:

Repeat steps above.



Dividers:

- Bend flaps 1-4 and 5-8 along scored edges.
- Roll 1-4 and 5-8 inward, onto center section 9.
- Insert into base.

Repeat steps above for second divider.

